

**P**adre Trails Camera Club  
Pictorial #3 Purple - April 21, 2021  
Group Red Comments  
Judged by: Nic Stover



**01-Baltic deep purple.jpg**

*Rick Verbanec*

I like the deep colors. Would crop off the top bright portion of the sky. Nice choice to just show the tip of the sun. Good glow.

\*\*\*



**02-Bee on Richardson's geranium.jpg**

*Janet Azevedo*

Nice detail and I don't mind the seed pods and they are interesting textures. I would darken and blur more of the area north of where the bee is.

\*\*\*



**03-Cineraria blooms.jpg**

*Jared Ikeda*

An interesting layout. Find it a little too saturated. Also I would blur the elements behind the blooms a little more.

\*\*



**04-Clarkia.jpg**

*Elke Ikeda*

Nice glow in the petals. I would like to see a little more blur of the lower stems and some texture applied to the petals.

\*\*



**05-African Daisy (Osteospermum) .jpg**

*Andrea Madsen*

Well conceived. The flower itself is very interesting. There is a-lot of noise in the background that I would darken and minimize to shift the focus back onto the daisy.

\*\*



**06-Days gone by.jpg**

*Carol Fuessenich*

I see part of where this was going but it was far too dark. Open up the shadows and the highlights.

\*



**07-Del Monte beach sunset.jpg**

*Janet Azevedo*

Amazing sky, lets boost those colors up a little and open up our shadows. Would heal out the seaweed on the bottom right.

\*\*



**08-Don't get mad honey, it only cost \$5,000, Marina.jpg**

*Kent Van Vuren*

Nice photography instincts to capture something we don't usually see. I might consider removing the graffiti on the left and certainly would vignette to bring the focus into the scene.

\*\*



**09-Dragon lover's nightlight.jpg**

*Shelley Nemeth*

Well executed. I had to look a few times to see what I was dealing with. Nice job giving space around the dragon and good processing to maintain the lines and highlights

\*\*\*



**10-Eggplant study.jpg**

*Nicole Asselborn*

Despite my aversion to eggplant, I like this image. Nice job showing lines and curves. Could do some dodging and burning to show more textures. Could also play around with the shadows some with local adjustments to draw the eye in different ways.

\*\*\*



**11-Flowers shot with Jack Wasserbach's Hasselblad on very outdated film.jpg**

*Rick Thau*

As a film image, well done. Would like to see a little more cropped in to show that interplay between the flowers receiving the light and those in shade. Trying to find patterns within the flowers as well.

\*\*

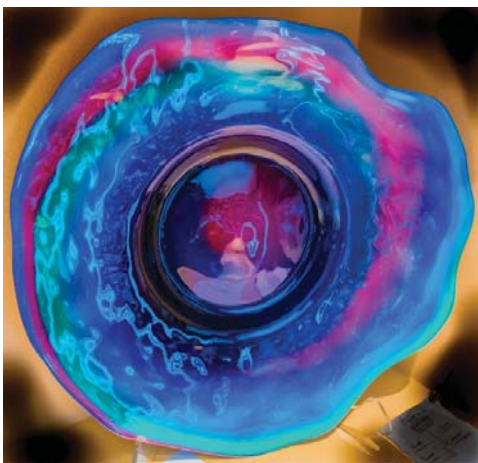


**12-Forktooth Ookow.jpg**

*Nicole Asselborn*

Pleasing image. Nice color gradation. Want to find ways to push me into explore more. Some selective darkening and selective use of texture could push you further into the flowers.

\*\*



**13-Glass works on display.jpg**

*Rick Thau*

Well captured. Without the caption and the tag I wouldn't know what I was looking at right away. Would remove the tag in photoshop and probably also work on some subtle radial filters to highlight deeper into the glass.

\*\*



#### 14-Lavender farm, Roche Harbor, WA.jpg

*Frank Penner*

I want to see more separation between the fence and the lavender. We have two very interesting textures at play and some interesting lines with the stalks. Selective darkening and lightening would bring things out. This image could also be one that is interesting to play around with different crops.

\*\*



#### 15-Lavender flowers.jpg

*Chyrl Light*

I am not sure where to focus within this image and where the main focal point is. Find ways to draw the eye through selective lightening and darkening of things.

\*\*



#### 16-My life shows in my face, Madagascar.jpg

*Ken Van Vuren*

You are on the right track. So take it up another level. The face shows so much. So bring the focus into there and minimize the other distractions.

\*\*



#### 17-Nature's purple.jpg

*Carol Fuessenich*

A solid start. That being said, let's work on the shadows a little. Open them up. It also looks like the onion is over processed. We should be seeing some of the lines in the onion.

\*\*



### 18-New paint job in Pacific Grove.jpg

*Shelley Nemeth*

Nice instincts. But let's think about how we can play around with the lines and angles of the house to show a subset more than the entire space and place. Having the cars doesn't add to the image. But an angle of the house and some of the lines might!

\*\*



### 19-Orchid cluster.jpg

*Jared Ikeda*

Well on the way. But on the side of being a little too dark. If we open the shadows and the highlights we can see more of the frame and structure of the image even if you decide to selectively darken some portions.

\*\*\*



### 20-Purple flowers.jpg

*Chyrl Light*

You have the elements. But let's see some different angles. You have the textures in the rock, grass, and flowers. Showing some of that intersection. Or finding ways to show a path into or out of the flowers.

\*



### 21-Purple Pansies.jpg

*Elke Ikeda*

Some good bones to work with. One of the challenges with flowers is the patterns. How can you show a pattern? I would work with the 3 on the right. Do some cropping. Take down the highlights. You can bring out more of the colors!

\*\*



### **22-Seaside daisies.jpg**

*Frank Penner*

Some of the place and space is nice in this image. Where I feel a little disconnected is the daisies on the left feel like they should be in the same focus as the ones on the right vs being almost in focus. I would experiment with putting them into less focus and trying to bring the ones on the right into more focus / sharpness.

\*\*




### **23-The most colorful one.jpg**

*Rick Verbanec*

Nice job picking out a stand out. Would start with taking down the highlights as we have clipping on the chrome. Then would take a look at blurring and darkening the background. Keeping the car in complete focus.

\*\*



### **24-World Trade Center, Baltimore, MD.jpg**

*Andrea Madsen*

Drawn back to this image for the strong lines and the angle. Could do some dodging & burning and bring out more of the textures in the concrete and the transitions.

\*\*\*

---


## Winning Images:

### Honorable Mentions:

**Dragon lover's Nightlight**  
*Shelley Nemeth*



**World Trade Center, Baltimore MD**  
*Andrea Madsen*





**Orchid Cluster**  
*Jared Ikeda*



Third Place:

**Bee on Richardson's  
Geranium**  
*Janet Azevedo*



2nd Place:

**Baltic Deep Purple**  
*Rick Verbanec*



First Place:

**Eggplant study**  
*Nicole Asselborn*

